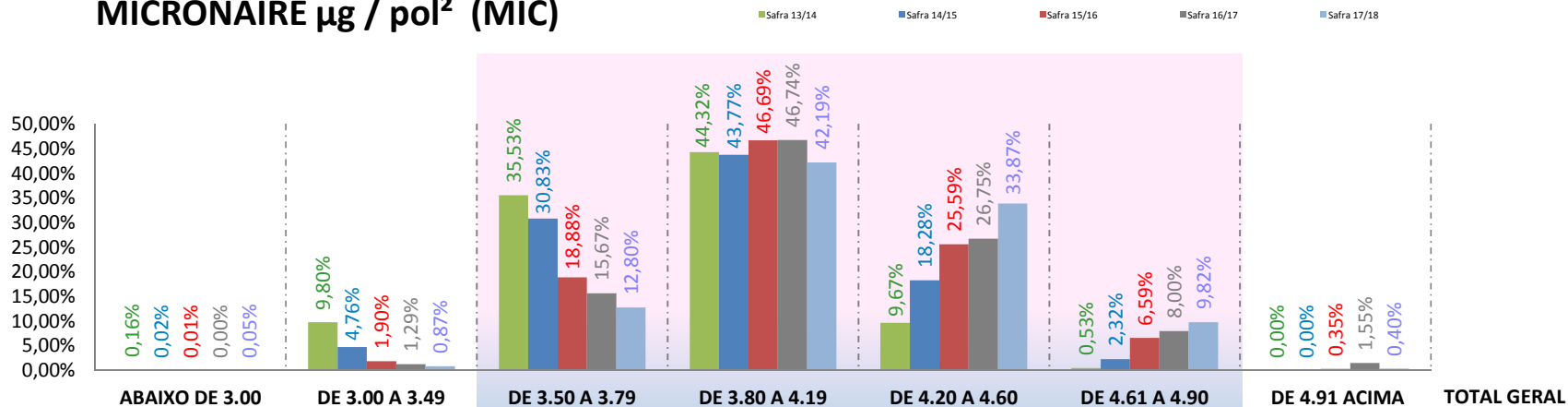
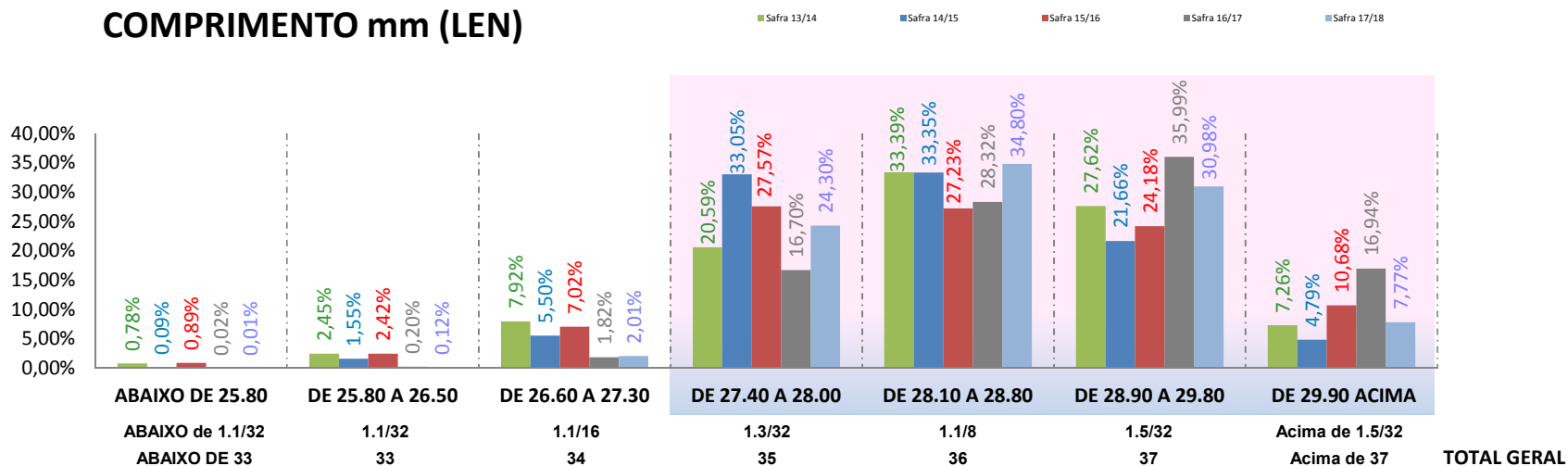


MICRONAIRE $\mu\text{g} / \text{pol}^2$ (MIC)



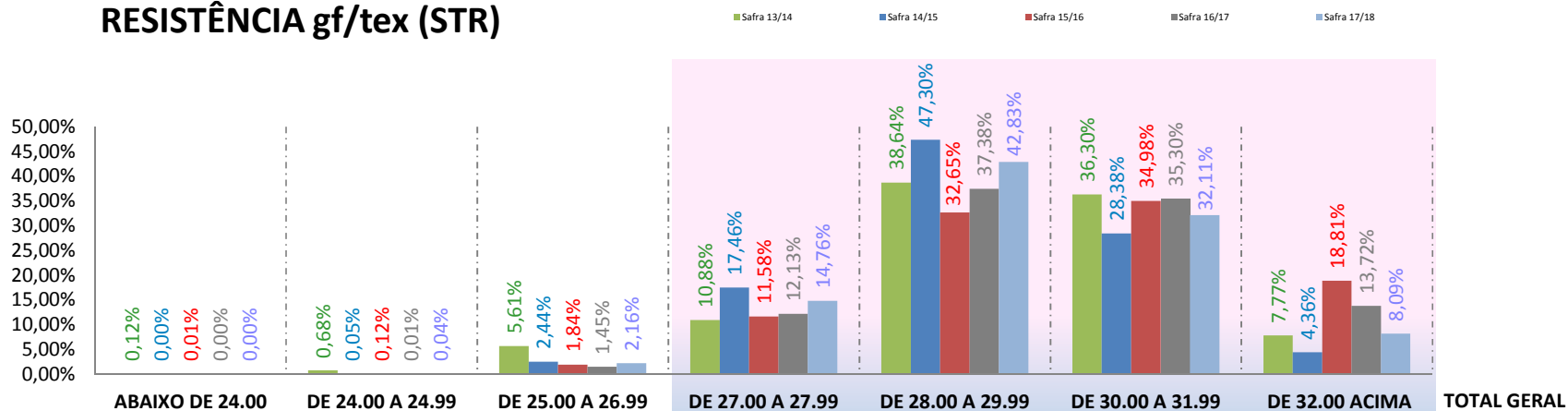
	Safra 13/14	Safra 14/15	Safra 15/16	Safra 16/17	Safra 17/18	TOTAL GERAL
ABAIXO DE 3.00	1.863	208	36	28	949	
DE 3.00 A 3.49	112.670	45.424	13.037	14.371	15.885	
DE 3.50 A 3.79	408.646	293.947	129.700	174.199	232.523	
DE 3.80 A 4.19	509.762	417.310	320.779	519.649	766.466	
DE 4.20 A 4.60	111.259	174.302	175.794	297.409	615.192	
DE 4.61 A 4.90	6.048	22.115	45.281	88.898	178.308	
DE 4.91 ACIMA	1	16	2.401	17.287	7.271	
TOTAL GERAL	1.150.249	953.322	687.028	1.111.841	1.816.594	

COMPRIMENTO mm (LEN)



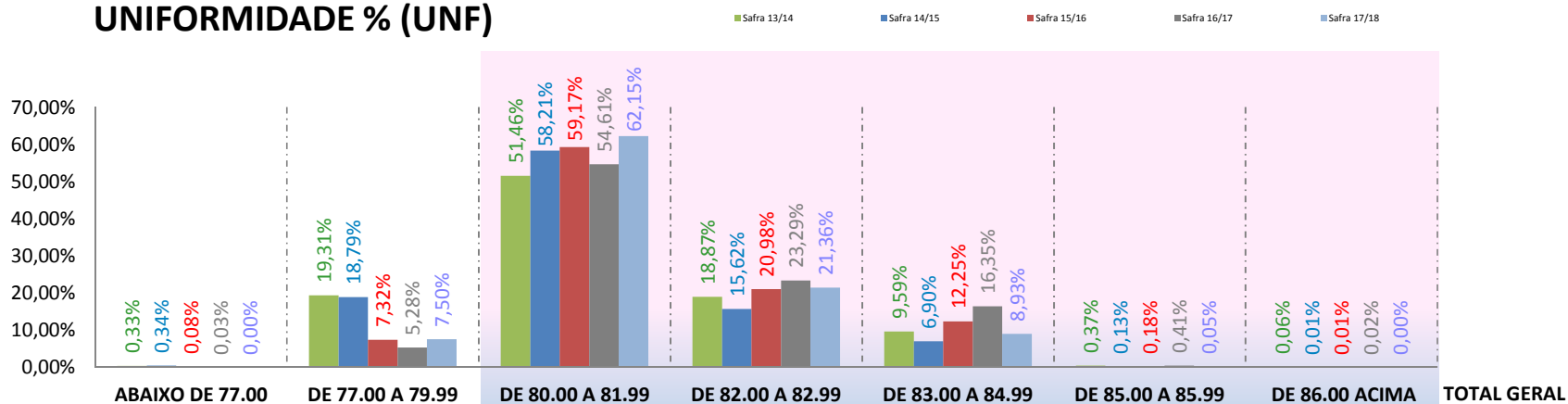
	Safra 13/14	Safra 14/15	Safra 15/16	Safra 16/17	Safra 17/18	TOTAL GERAL
ABAIXO DE 25.80	8.922	857	6.092	208	208	
DE 25.80 A 26.50	28.178	14.795	16.647	2.204	2.167	
DE 26.60 A 27.30	91.085	52.405	48.261	20.289	36.508	
DE 27.40 A 28.00	236.797	315.109	189.396	185.690	441.514	
DE 28.10 A 28.80	384.016	317.938	187.110	314.884	632.228	
DE 28.90 A 29.80	317.696	206.515	166.127	400.183	562.774	
DE 29.90 ACIMA	83.555	45.703	73.395	188.383	141.195	
TOTAL GERAL	1.150.249	953.322	687.028	1.111.841	1.816.594	

RESISTÊNCIA gf/tex (STR)

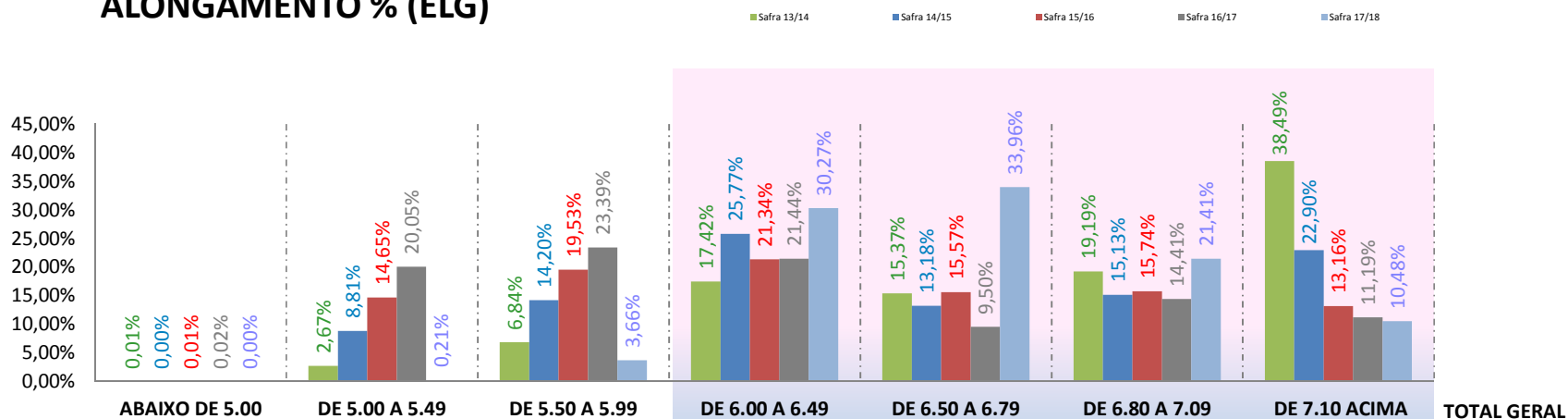


	ABAIXO DE 24.00	DE 24.00 A 24.99	DE 25.00 A 26.99	DE 27.00 A 27.99	DE 28.00 A 29.99	DE 30.00 A 31.99	DE 32.00 ACIMA	TOTAL GERAL
Safra 13/14	1.387	7.823	64.560	125.129	444.436	417.544	89.370	1.150.249
Safra 14/15	0	511	23.275	166.484	450.946	270.582	41.524	953.322
Safra 15/16	87	849	12.640	79.528	224.347	240.330	129.247	687.028
Safra 16/17	24	126	16.149	134.869	415.620	392.509	152.544	1.111.841
Safra 17/18	45	809	39.248	268.178	778.001	583.283	147.030	1.816.594

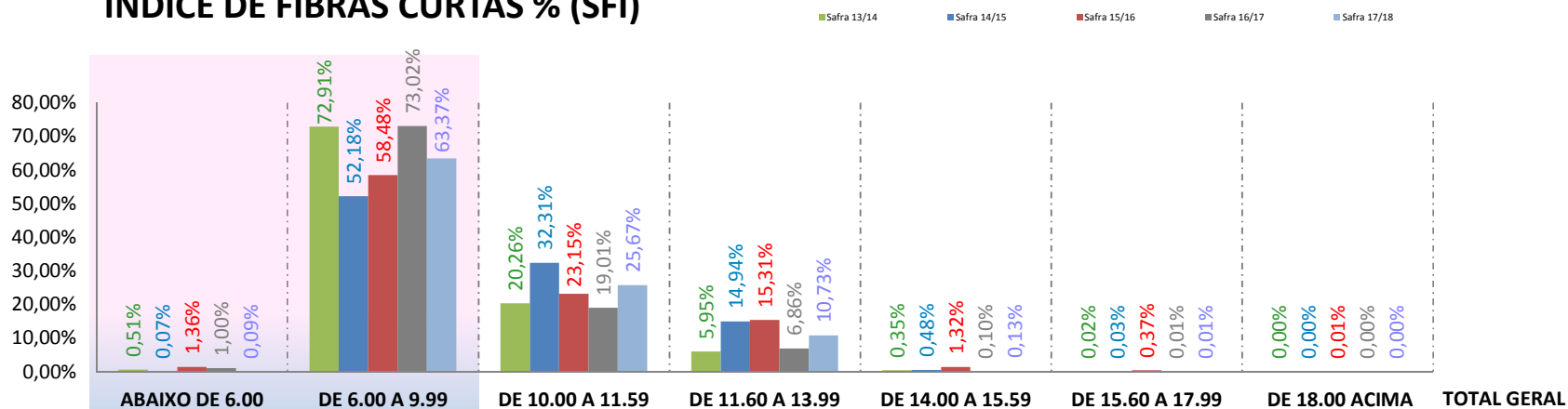
UNIFORMIDADE % (UNF)



	ABAIXO DE 77.00	DE 77.00 A 79.99	DE 80.00 A 81.99	DE 82.00 A 82.99	DE 83.00 A 84.99	DE 85.00 A 85.99	DE 86.00 ACIMA	TOTAL GERAL
Safra 13/14	3.821	222.147	591.909	217.070	110.358	4.307	637	1.150.249
Safra 14/15	3.275	179.123	554.935	148.880	65.818	1.219	72	953.322
Safra 15/16	564	50.322	406.495	144.134	84.160	1.266	87	687.028
Safra 16/17	346	58.677	607.211	258.933	181.838	4.576	260	1.111.841
Safra 17/18	71	136.298	1.129.073	387.977	162.304	845	26	1.816.594

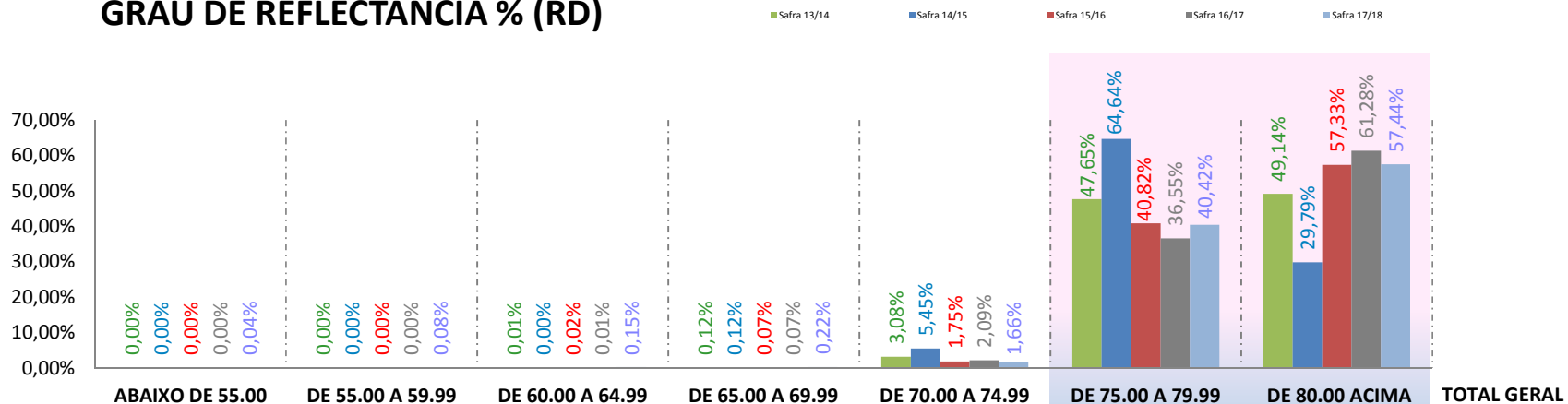
ALONGAMENTO % (ELG)


	82	30.764	78.709	200.414	176.740	220.772	442.768	1.150.249
Safra 13/14	5	84.013	135.353	245.713	125.689	144.218	218.331	953.322
Safra 14/15	73	100.619	134.154	146.640	106.992	108.114	90.436	687.028
Safra 15/16	179	222.929	260.100	238.354	105.647	160.171	124.461	1.111.841
Safra 16/17	0	3.840	66.465	549.966	616.992	389.001	190.330	1.816.594

ÍNDICE DE FIBRAS CURTAS % (SFI)


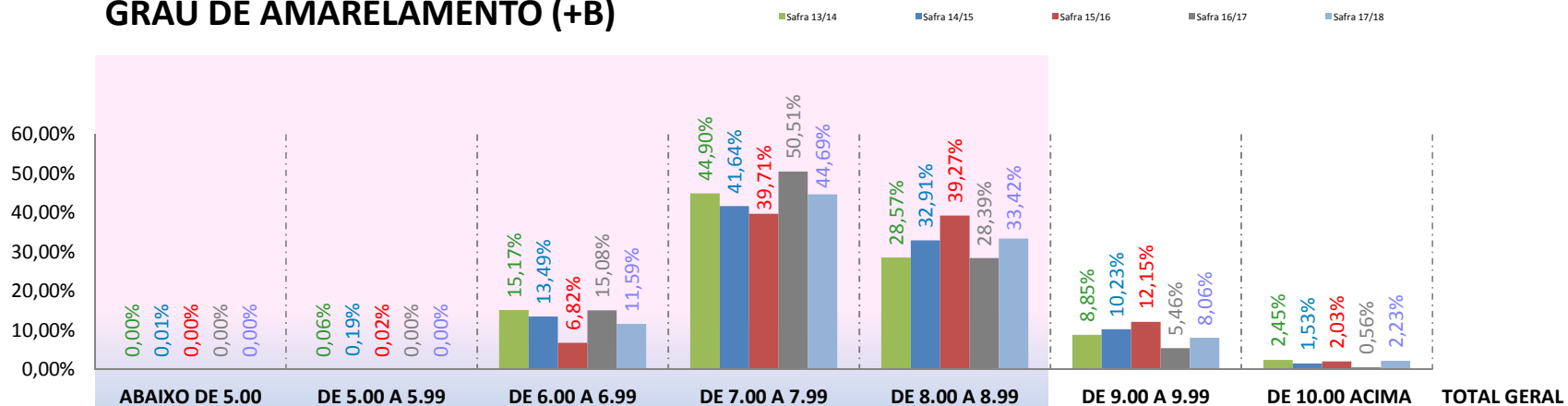
	5.842	838.598	233.005	68.489	4.052	263	0	1.150.249
Safra 13/14	660	497.404	308.035	142.385	4.576	244	18	953.322
Safra 14/15	9.349	401.780	159.029	105.167	9.093	2.516	94	687.028
Safra 15/16	11.100	811.826	211.342	76.325	1.086	162	0	1.111.841
Safra 16/17	1.669	1.151.180	466.382	194.845	2.358	159	1	1.816.594

GRAU DE REFLECTÂNCIA % (RD)



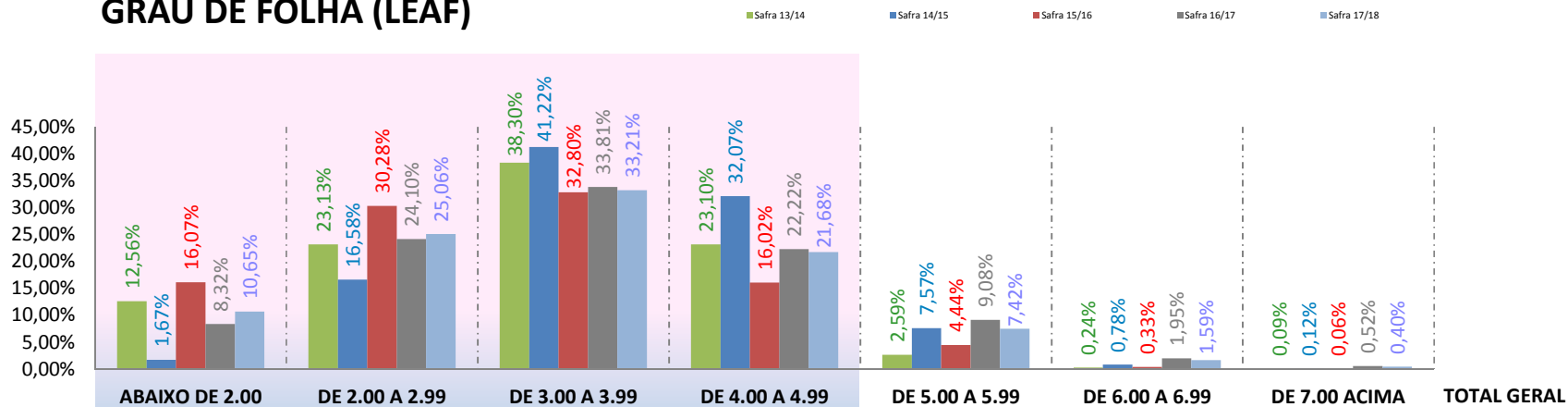
	ABAIXO DE 55.00	DE 55.00 A 59.99	DE 60.00 A 64.99	DE 65.00 A 69.99	DE 70.00 A 74.99	DE 75.00 A 79.99	DE 80.00 ACIMA	TOTAL GERAL
Safra 13/14	0	0	142	1.434	35.423	548.070	565.180	1.150.249
Safra 14/15	0	0	14	1.131	51.914	616.258	284.005	953.322
Safra 15/16	0	13	167	481	12.039	280.471	393.857	687.028
Safra 16/17	0	0	56	754	23.237	406.417	681.377	1.111.841
Safra 17/18	641	1.491	2.647	3.920	30.228	734.275	1.043.392	1.816.594

GRAU DE AMARELAMENTO (+B)



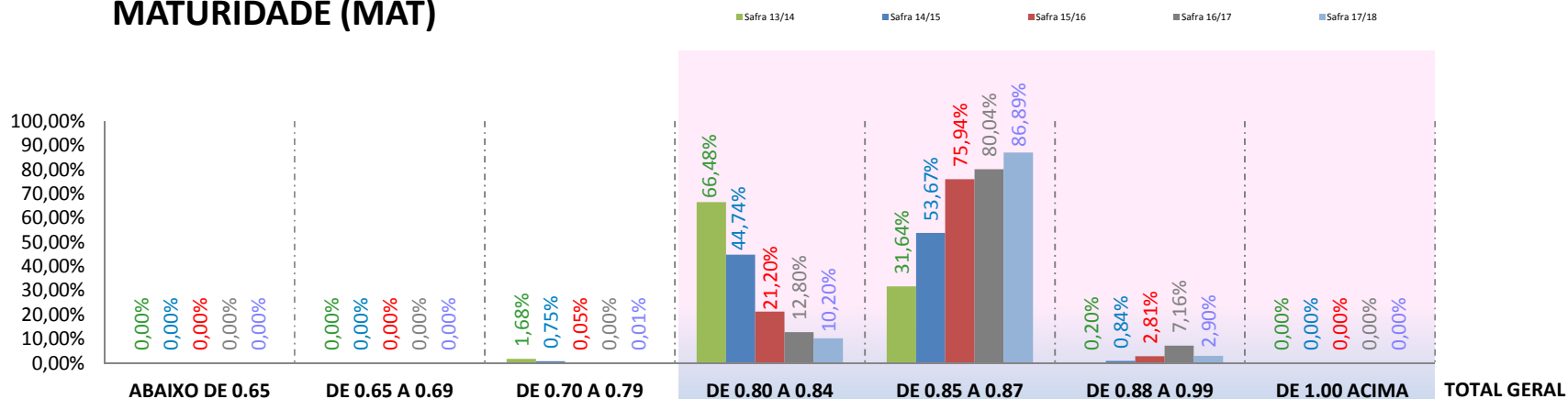
	ABAIXO DE 5.00	DE 5.00 A 5.99	DE 6.00 A 6.99	DE 7.00 A 7.99	DE 8.00 A 8.99	DE 9.00 A 9.99	DE 10.00 ACIMA	TOTAL GERAL
Safra 13/14	6	676	174.524	516.486	328.571	101.841	28.145	1.150.249
Safra 14/15	82	1.826	128.627	396.980	313.725	97.506	14.576	953.322
Safra 15/16	0	171	46.825	272.831	269.773	83.468	13.960	687.028
Safra 16/17	0	1	167.704	561.539	315.673	60.742	6.182	1.111.841
Safra 17/18	1	73	210.542	811.919	607.073	146.462	40.524	1.816.594

GRAU DE FOLHA (LEAF)



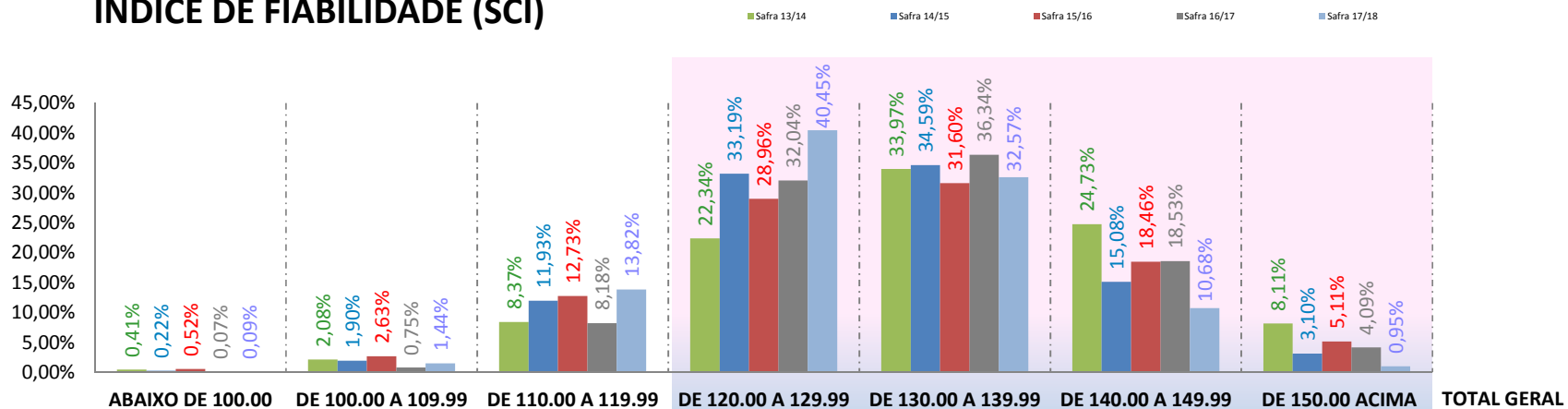
	Safra 13/14	Safra 14/15	Safra 15/16	Safra 16/17	Safra 17/18	TOTAL GERAL
ABAIXO DE 2.00	144.425	15.941	110.391	92.464	193.405	
DE 2.00 A 2.99	266.040	158.033	208.053	267.994	455.240	
DE 3.00 A 3.99	440.498	392.995	225.323	375.943	603.288	
DE 4.00 A 4.99	265.674	305.711	110.055	247.011	393.822	
DE 5.00 A 5.99	29.813	72.132	30.472	100.900	134.712	
DE 6.00 A 6.99	2.775	7.403	2.298	21.718	28.847	
DE 7.00 ACIMA	1.024	1.107	436	5.811	7.280	
TOTAL GERAL	1.150.249	953.322	687.028	1.111.841	1.816.594	

MATURIDADE (MAT)



	Safra 13/14	Safra 14/15	Safra 15/16	Safra 16/17	Safra 17/18	TOTAL GERAL
ABAIXO DE 0.65	0	0	0	0	0	
DE 0.65 A 0.69	0	0	0	0	0	
DE 0.70 A 0.79	19.329	7.170	328	13	106	
DE 0.80 A 0.84	764.699	426.471	145.660	142.326	185.329	
DE 0.85 A 0.87	363.971	511.682	521.730	889.878	1.578.512	
DE 0.88 A 0.99	2.250	7.999	19.310	79.624	52.647	
DE 1.00 ACIMA	0	0	0	0	0	
TOTAL GERAL	1.150.249	953.322	687.028	1.111.841	1.816.594	

ÍNDICE DE FIABILIDADE (SCI)



	ABAIXO DE 100.00	DE 100.00 A 109.99	DE 110.00 A 119.99	DE 120.00 A 129.99	DE 130.00 A 139.99	DE 140.00 A 149.99	DE 150.00 ACIMA	TOTAL GERAL
Safra 13/14	4.755	23.888	96.289	256.920	390.720	284.448	93.228	1.150.249
Safra 14/15	2.104	18.097	113.718	316.380	329.709	143.803	29.511	953.322
Safra 15/16	3.580	18.057	87.455	198.937	217.081	126.822	35.096	687.028
Safra 16/17	820	8.393	90.946	356.205	403.994	206.012	45.471	1.111.841
Safra 17/18	1.674	26.230	251.057	734.733	591.611	193.966	17.323	1.816.594