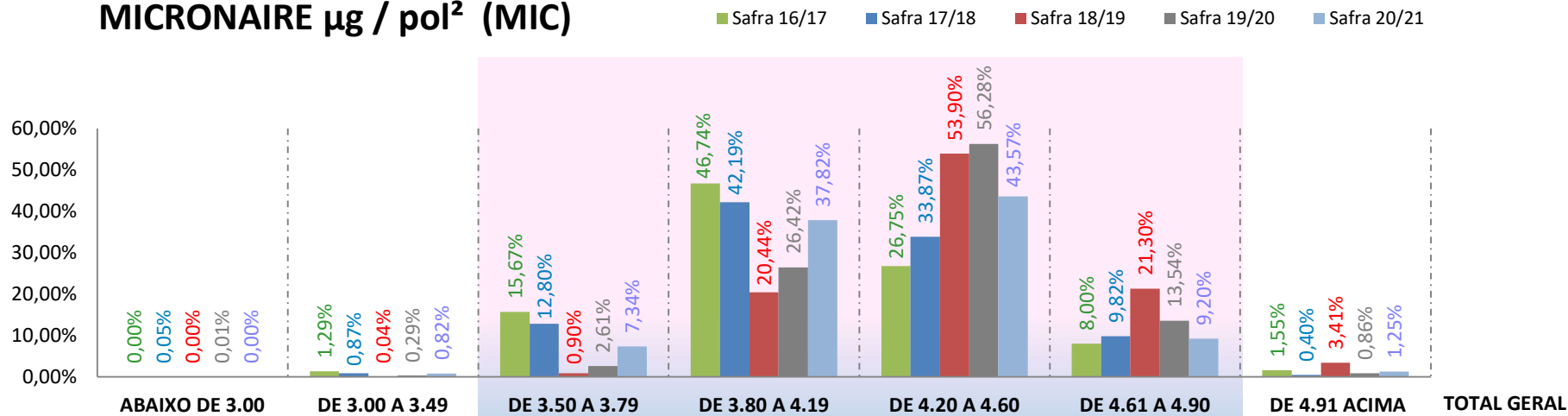
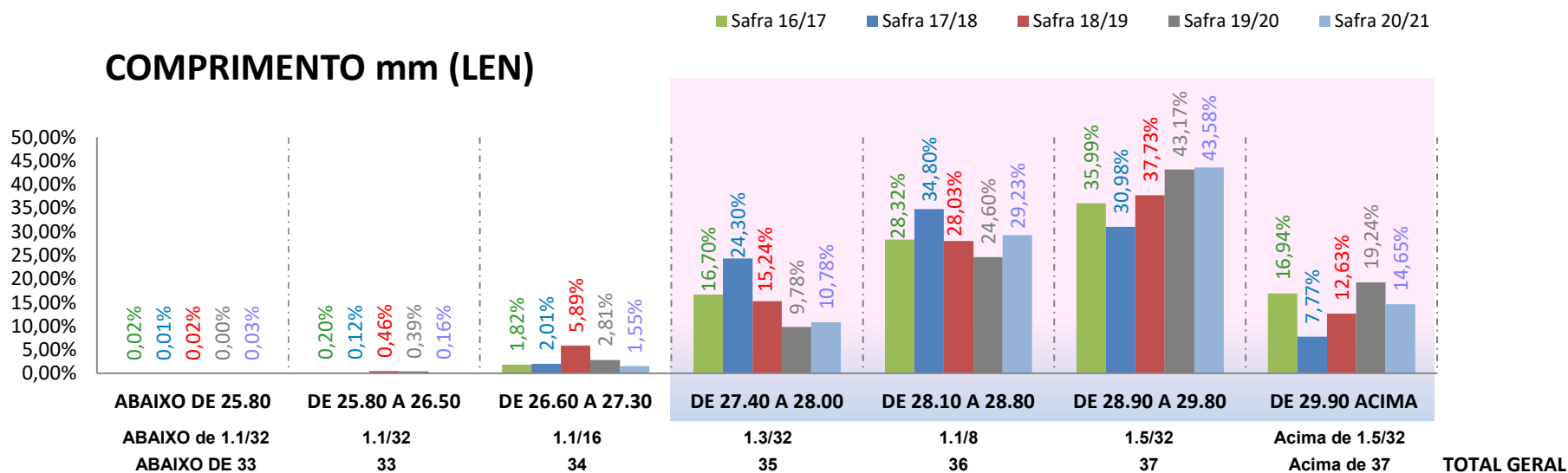


## MICRONAIRE $\mu\text{g} / \text{pol}^2$ (MIC)



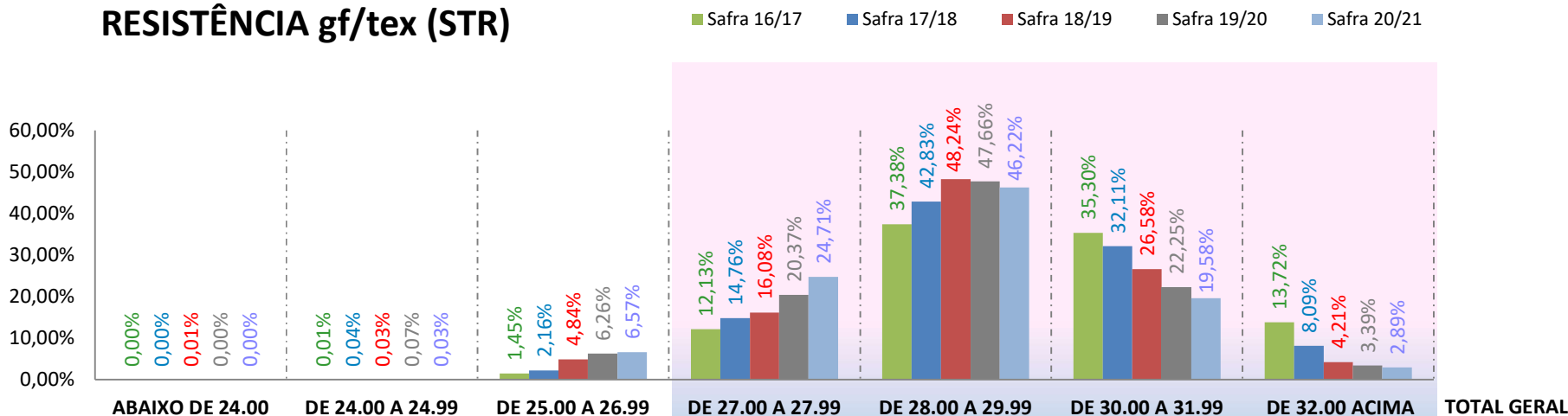
	ABAIXO DE 3.00	DE 3.00 A 3.49	DE 3.50 A 3.79	DE 3.80 A 4.19	DE 4.20 A 4.60	DE 4.61 A 4.90	DE 4.91 ACIMA	TOTAL GERAL
Safra 16/17	28	14.371	174.199	519.649	297.409	88.898	17.287	<b>1.111.841</b>
Safra 17/18	949	15.885	232.523	766.466	615.192	178.308	7.271	<b>1.816.594</b>
Safra 18/19	42	1.305	27.858	632.495	1.668.244	659.326	105.558	<b>3.094.828</b>
Safra 19/20	158	8.798	78.649	795.731	1.695.101	407.866	25.852	<b>3.012.155</b>
Safra 20/21	44	18.445	164.550	848.436	977.368	206.298	28.091	<b>2.243.232</b>

## COMPRIMENTO mm (LEN)



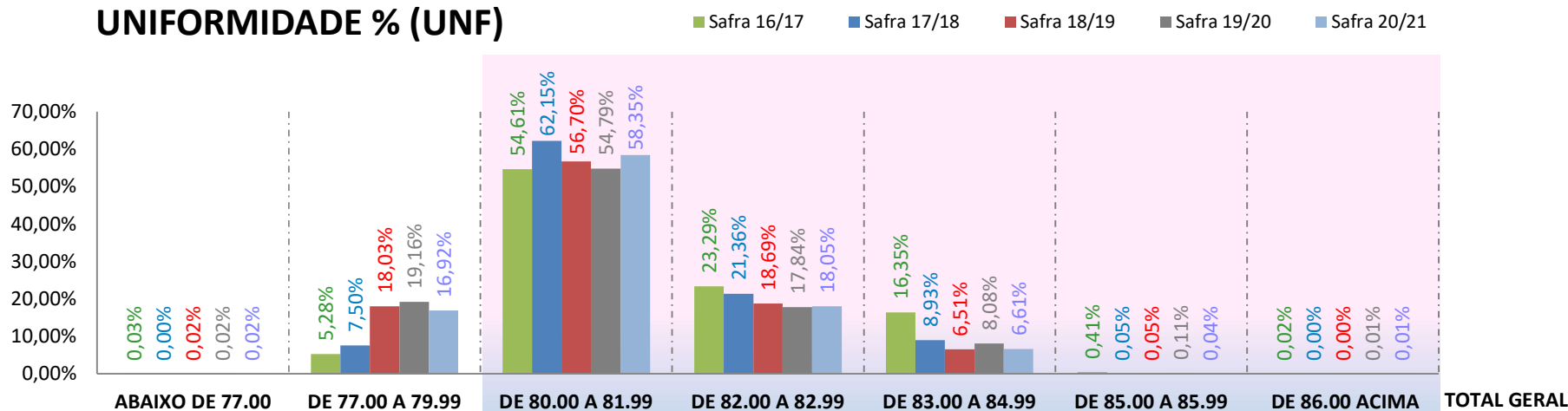
	ABAIXO DE 25.80	DE 25.80 A 26.50	DE 26.60 A 27.30	DE 27.40 A 28.00	DE 28.10 A 28.80	DE 28.90 A 29.80	DE 29.90 ACIMA	TOTAL GERAL
Safra 16/17	208	2.204	20.289	185.690	314.884	400.183	188.383	<b>1.111.841</b>
Safra 17/18	208	2.167	36.508	441.514	632.228	562.774	141.195	<b>1.816.594</b>
Safra 18/19	574	14.258	182.402	471.790	867.437	1.167.579	390.788	<b>3.094.828</b>
Safra 19/20	32	11.815	84.684	294.684	740.999	1.300.268	579.673	<b>3.012.155</b>
Safra 20/21	776	3.644	34.849	241.865	655.776	977.626	328.696	<b>2.243.232</b>

## RESISTÊNCIA gf/tex (STR)



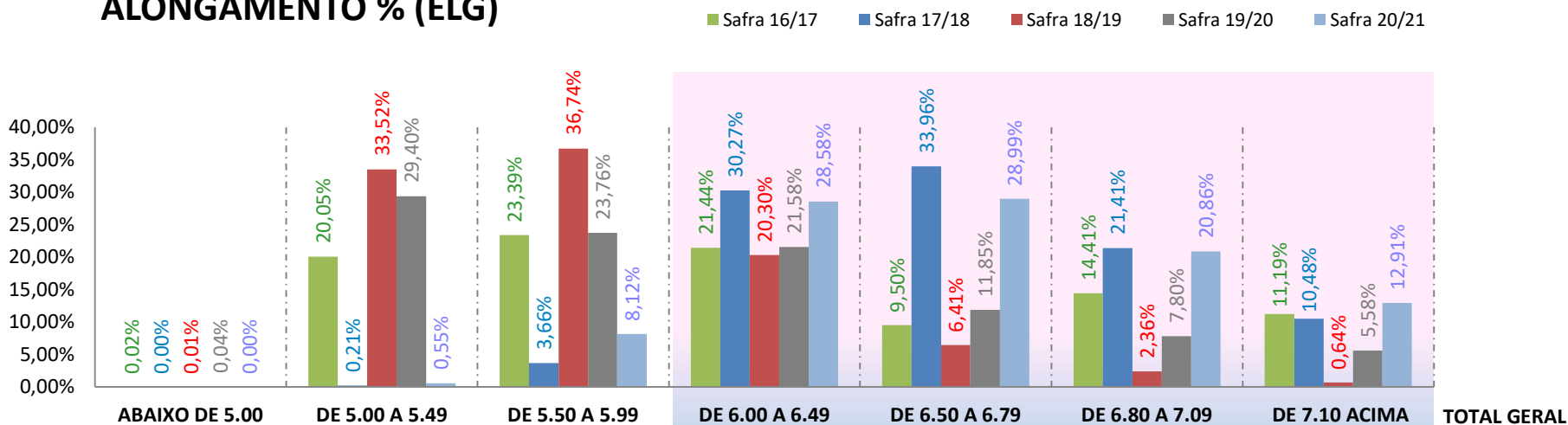
	ABAIXO DE 24.00	DE 24.00 A 24.99	DE 25.00 A 26.99	DE 27.00 A 27.99	DE 28.00 A 29.99	DE 30.00 A 31.99	DE 32.00 ACIMA	TOTAL GERAL
Safra 16/17	24	126	16.149	134.869	415.620	392.509	152.544	<b>1.111.841</b>
Safra 17/18	45	809	39.248	268.178	778.001	583.283	147.030	<b>1.816.594</b>
Safra 18/19	261	1.021	149.876	497.655	1.492.895	822.728	130.392	<b>3.094.828</b>
Safra 19/20	71	2.169	188.590	613.516	1.435.580	670.200	102.029	<b>3.012.155</b>
Safra 20/21	41	584	147.365	554.403	1.036.759	439.213	64.867	<b>2.243.232</b>

## UNIFORMIDADE % (UNF)



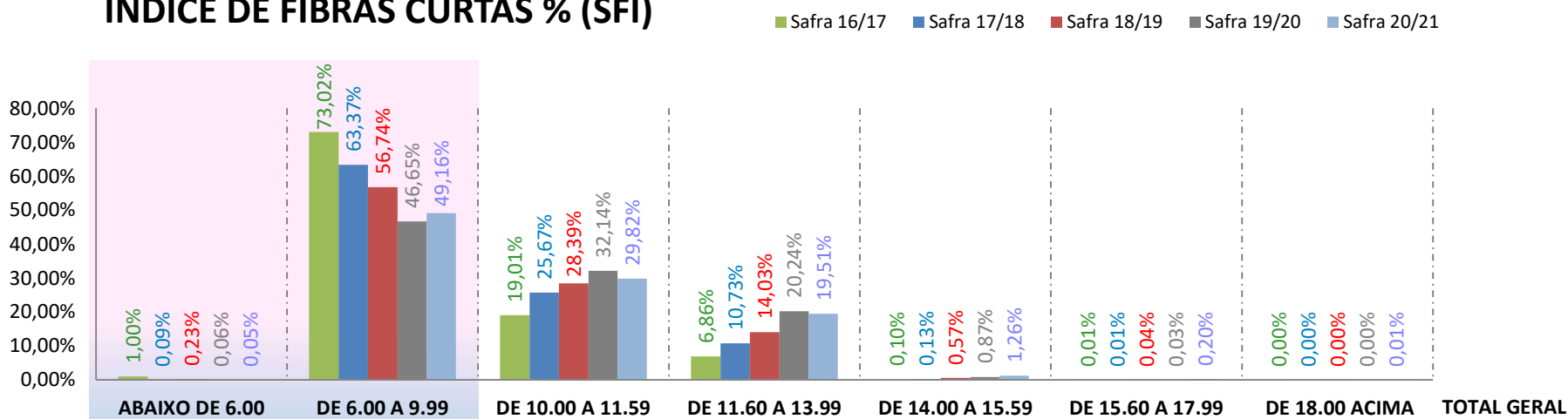
	ABAIXO DE 77.00	DE 77.00 A 79.99	DE 80.00 A 81.99	DE 82.00 A 82.99	DE 83.00 A 84.99	DE 85.00 A 85.99	DE 86.00 ACIMA	TOTAL GERAL
Safra 16/17	346	58.677	607.211	258.933	181.838	4.576	260	<b>1.111.841</b>
Safra 17/18	71	136.298	1.129.073	387.977	162.304	845	26	<b>1.816.594</b>
Safra 18/19	619	558.054	1.754.755	578.435	201.355	1.490	120	<b>3.094.828</b>
Safra 19/20	560	576.984	1.650.265	537.295	243.411	3.247	393	<b>3.012.155</b>
Safra 20/21	503	379.656	1.308.864	404.904	148.230	879	196	<b>2.243.232</b>

## ALONGAMENTO % (ELG)



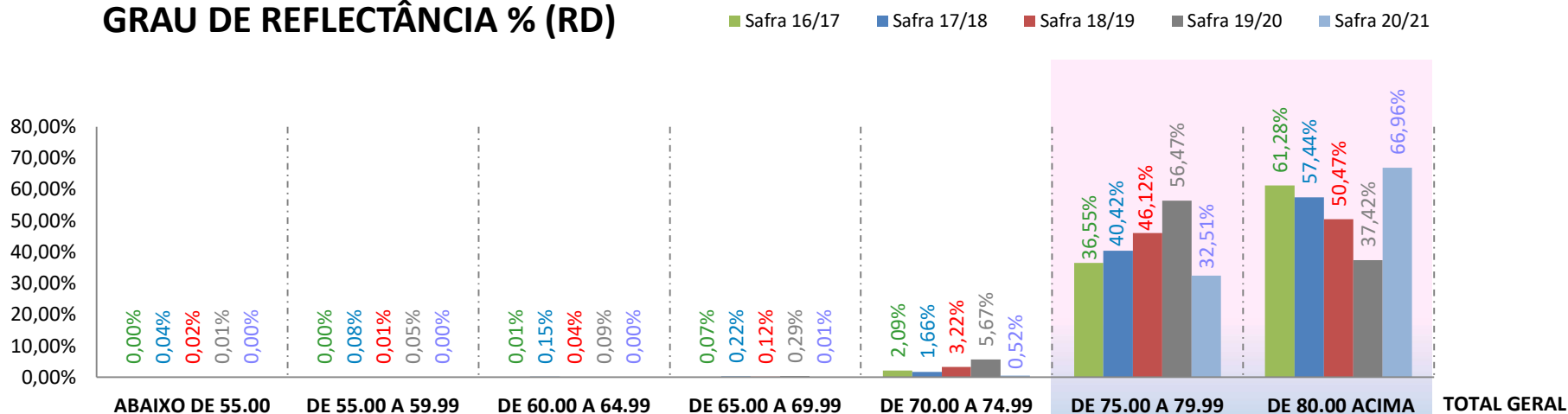
	ABAIXO DE 5.00	DE 5.00 A 5.49	DE 5.50 A 5.99	DE 6.00 A 6.49	DE 6.50 A 6.79	DE 6.80 A 7.09	DE 7.10 ACIMA	TOTAL GERAL
Safra 16/17	179	222.929	260.100	238.354	105.647	160.171	124.461	<b>1.111.841</b>
Safra 17/18	0	3.840	66.465	549.966	616.992	389.001	190.330	<b>1.816.594</b>
Safra 18/19	451	1.037.524	1.137.121	628.396	198.381	73.185	19.770	<b>3.094.828</b>
Safra 19/20	1.221	885.467	715.694	649.894	356.921	234.805	168.153	<b>3.012.155</b>
Safra 20/21	0	12.332	182.058	641.075	650.293	467.854	289.620	<b>2.243.232</b>

## ÍNDICE DE FIBRAS CURTAS % (SFI)



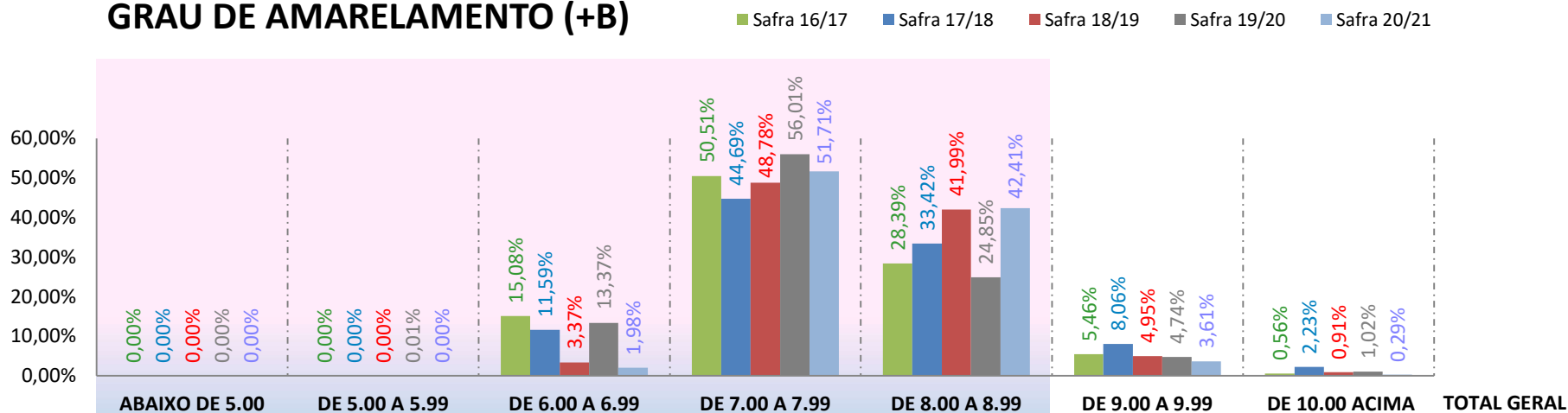
	ABAIXO DE 6.00	DE 6.00 A 9.99	DE 10.00 A 11.59	DE 11.60 A 13.99	DE 14.00 A 15.59	DE 15.60 A 17.99	DE 18.00 ACIMA	TOTAL GERAL
Safra 16/17	11.100	811.826	211.342	76.325	1.086	162	0	<b>1.111.841</b>
Safra 17/18	1.669	1.151.180	466.382	194.845	2.358	159	1	<b>1.816.594</b>
Safra 18/19	7.267	1.756.100	878.490	434.220	17.493	1.191	67	<b>3.094.828</b>
Safra 19/20	1.776	1.405.117	968.244	609.776	26.294	945	3	<b>3.012.155</b>
Safra 20/21	1.076	1.102.823	668.977	437.600	28.214	4.428	114	<b>2.243.232</b>

## GRAU DE REFLECTÂNCIA % (RD)



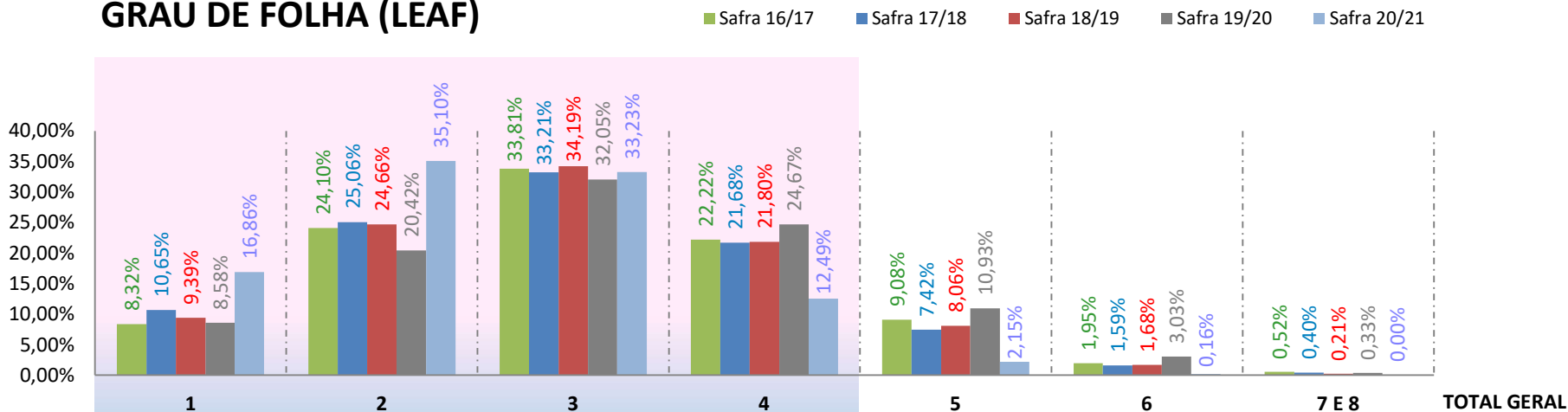
	ABAIXO DE 55.00	DE 55.00 A 59.99	DE 60.00 A 64.99	DE 65.00 A 69.99	DE 70.00 A 74.99	DE 75.00 A 79.99	DE 80.00 ACIMA	TOTAL GERAL
Safra 16/17	0	0	56	754	23.237	406.417	681.377	<b>1.111.841</b>
Safra 17/18	641	1.491	2.647	3.920	30.228	734.275	1.043.392	<b>1.816.594</b>
Safra 18/19	467	441	1.166	3.851	99.563	1.427.440	1.561.900	<b>3.094.828</b>
Safra 19/20	181	1.586	2.569	8.795	170.907	1.700.979	1.127.138	<b>3.012.155</b>
Safra 20/21	0	0	36	271	11.600	729.222	1.502.103	<b>2.243.232</b>

## GRAU DE AMARELAMENTO (+B)



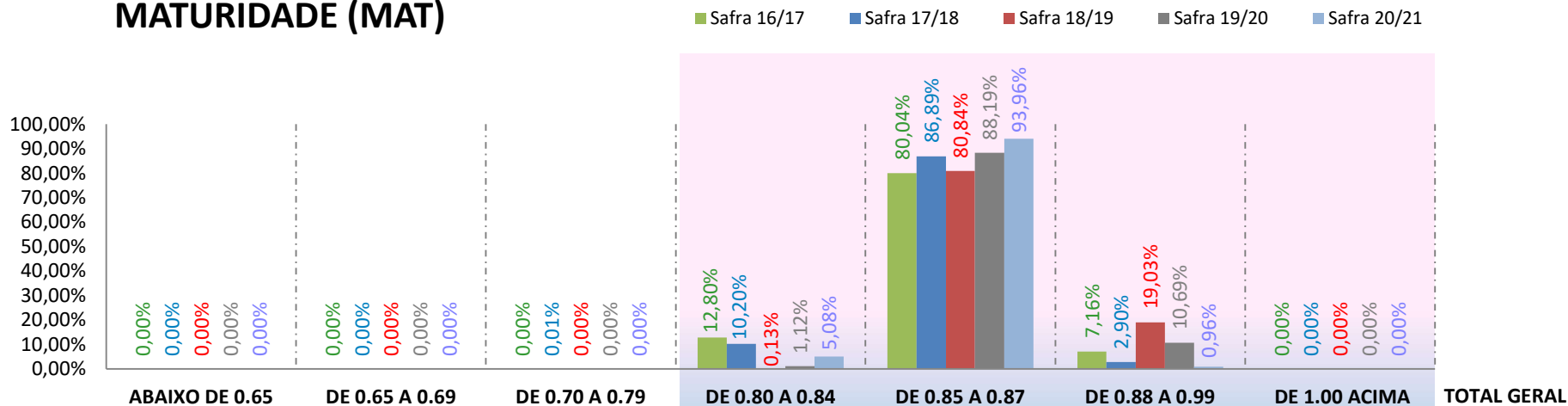
	ABAIXO DE 5.00	DE 5.00 A 5.99	DE 6.00 A 6.99	DE 7.00 A 7.99	DE 8.00 A 8.99	DE 9.00 A 9.99	DE 10.00 ACIMA	TOTAL GERAL
Safra 16/17	0	1	167.704	561.539	315.673	60.742	6.182	<b>1.111.841</b>
Safra 17/18	1	73	210.542	811.919	607.073	146.462	40.524	<b>1.816.594</b>
Safra 18/19	1	75	104.210	1.509.515	1.299.654	153.130	28.243	<b>3.094.828</b>
Safra 19/20	10	338	402.854	1.687.081	748.416	142.818	30.638	<b>3.012.155</b>
Safra 20/21	0	16	44.420	1.159.950	951.426	80.927	6.493	<b>2.243.232</b>

## GRAU DE FOLHA (LEAF)



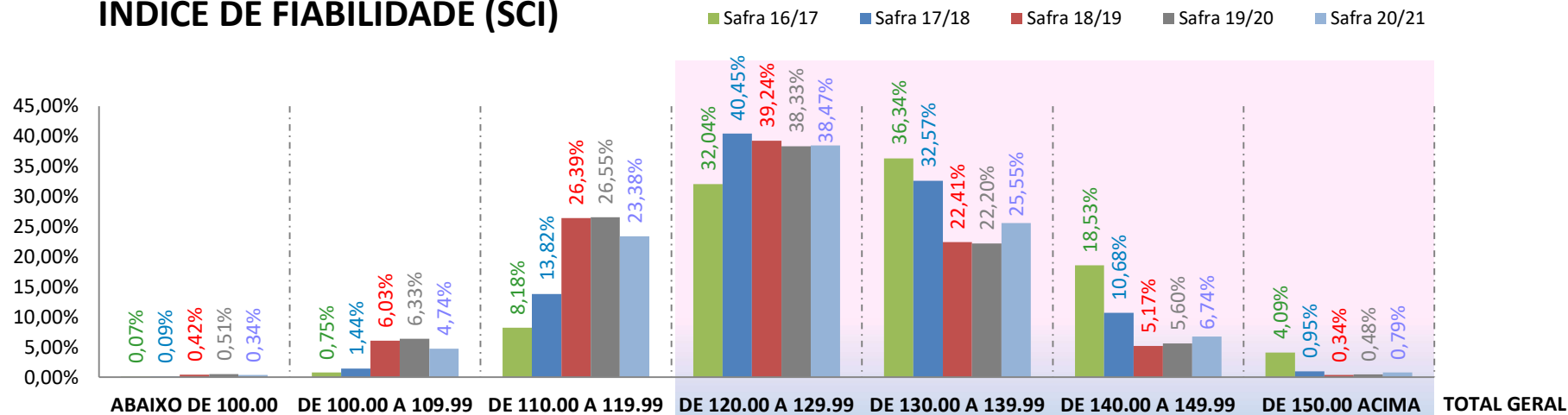
Safra 16/17	92.464	267.994	375.943	247.011	100.900	21.718	5.811	<b>1.111.841</b>
Safra 17/18	193.405	455.240	603.288	393.822	134.712	28.847	7.280	<b>1.816.594</b>
Safra 18/19	290.632	763.315	1.058.127	674.754	249.594	51.920	6.486	<b>3.094.828</b>
Safra 19/20	258.562	614.954	965.264	743.043	329.132	91.236	9.964	<b>3.012.155</b>
Safra 20/21	378.241	787.436	745.365	280.223	48.263	3.663	41	<b>2.243.232</b>

## MATURIDADE (MAT)



Safra 16/17	0	0	13	142.326	889.878	79.624	0	<b>1.111.841</b>
Safra 17/18	0	0	106	185.329	1.578.512	52.647	0	<b>1.816.594</b>
Safra 18/19	0	0	36	4.018	2.501.759	589.015	0	<b>3.094.828</b>
Safra 19/20	0	0	18	33.784	2.656.443	321.910	0	<b>3.012.155</b>
Safra 20/21	0	0	3	113.857	2.107.846	21.526	0	<b>2.243.232</b>

## ÍNDICE DE FIABILIDADE (SCI)



	ABAIXO DE 100.00	DE 100.00 A 109.99	DE 110.00 A 119.99	DE 120.00 A 129.99	DE 130.00 A 139.99	DE 140.00 A 149.99	DE 150.00 ACIMA	TOTAL GERAL
<b>Safra 16/17</b>	820	8.393	90.946	356.205	403.994	206.012	45.471	<b>1.111.842</b>
<b>Safra 17/18</b>	1.674	26.230	251.057	734.733	591.611	193.966	17.323	<b>1.816.594</b>
<b>Safra 18/19</b>	12.968	186.671	816.601	1.214.366	693.688	159.861	10.673	<b>3.094.828</b>
<b>Safra 19/20</b>	15.480	190.760	799.745	1.154.645	668.622	168.555	14.347	<b>3.012.154</b>
<b>Safra 20/21</b>	7.528	106.364	524.447	862.864	573.186	151.215	17.628	<b>2.243.232</b>