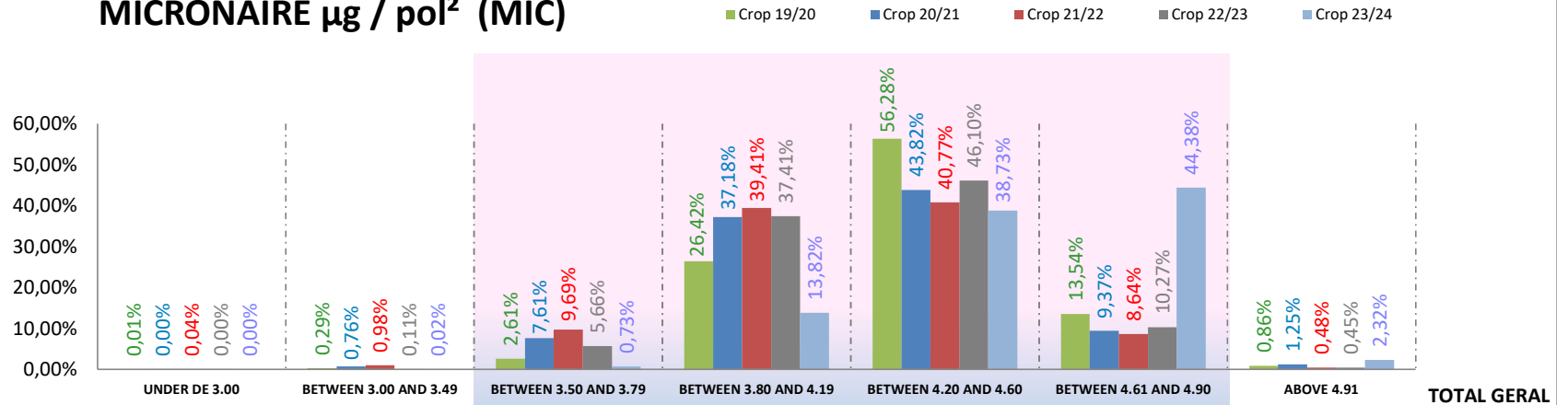
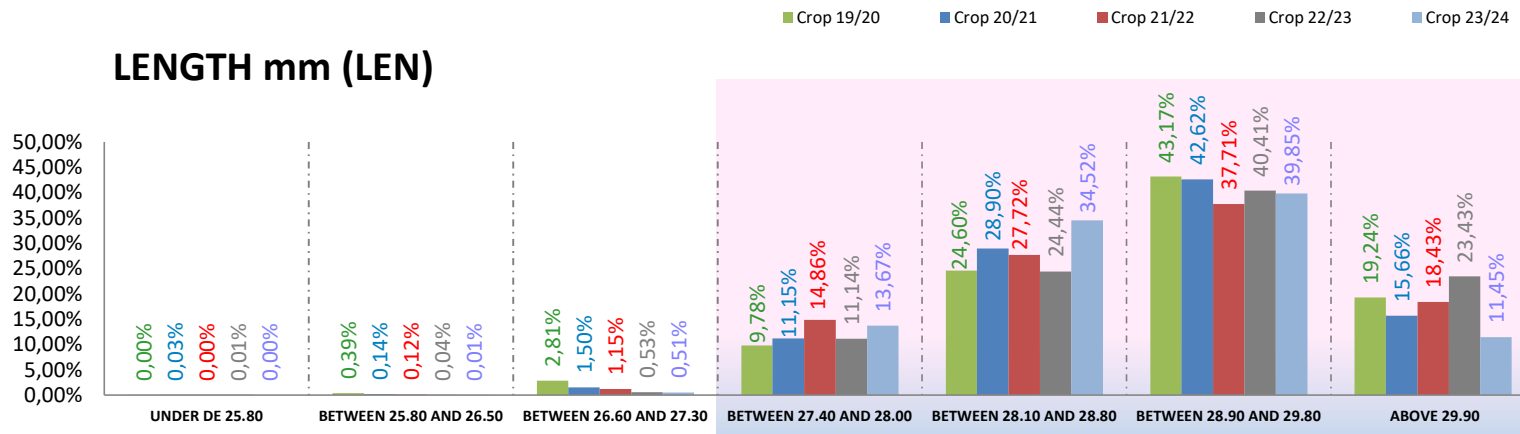


MICRONAIRE $\mu\text{g} / \text{pol}^2$ (MIC)


TOTAL GERAL

Bales	Crop 19/20	158	8.798	78.649	795.731	1.695.101	407.866	25.852	3.012.155
	Crop 20/21	44	20.931	208.691	1.019.463	1.201.389	256.987	34.379	2.741.884
	Crop 21/22	1.056	27.548	273.573	1.112.716	1.151.267	243.925	13.528	2.823.613
	Crop 22/23	2	3.817	201.048	1.329.405	1.638.216	364.891	16.005	3.553.384
	Crop 23/24	0	51	2.032	38.235	107.150	122.792	6.423	276.683

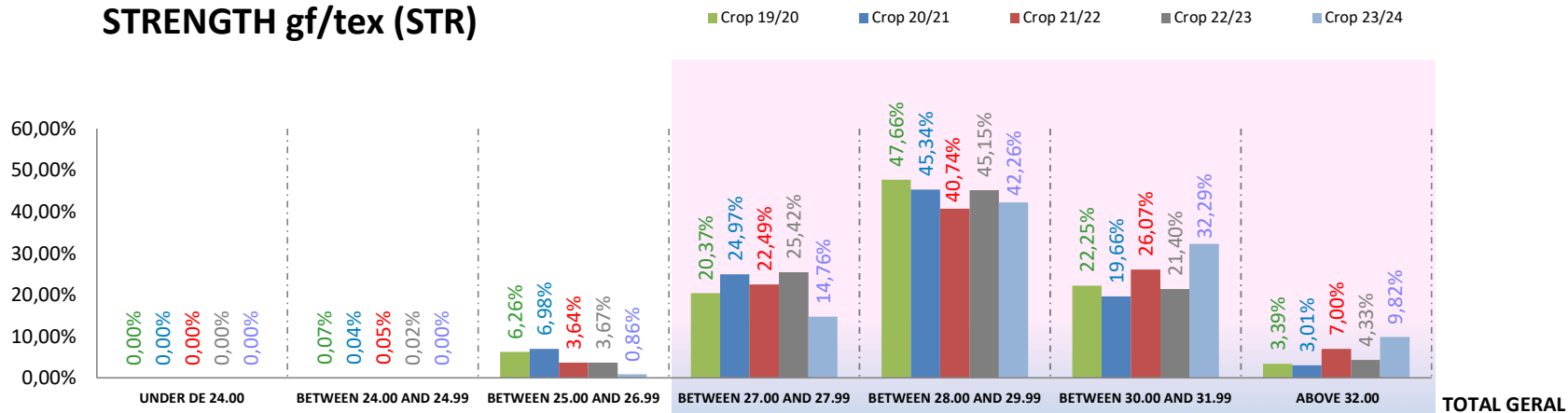
LENGTH mm (LEN)



Staple	UNDER 1.1/32	1.1/32	1.1/16	1.3/32	1.1/8	1.5/32	ABOVE 1.5/32	TOTAL GERAL
	Universal	UNDER 33	33	34	35	36	37	

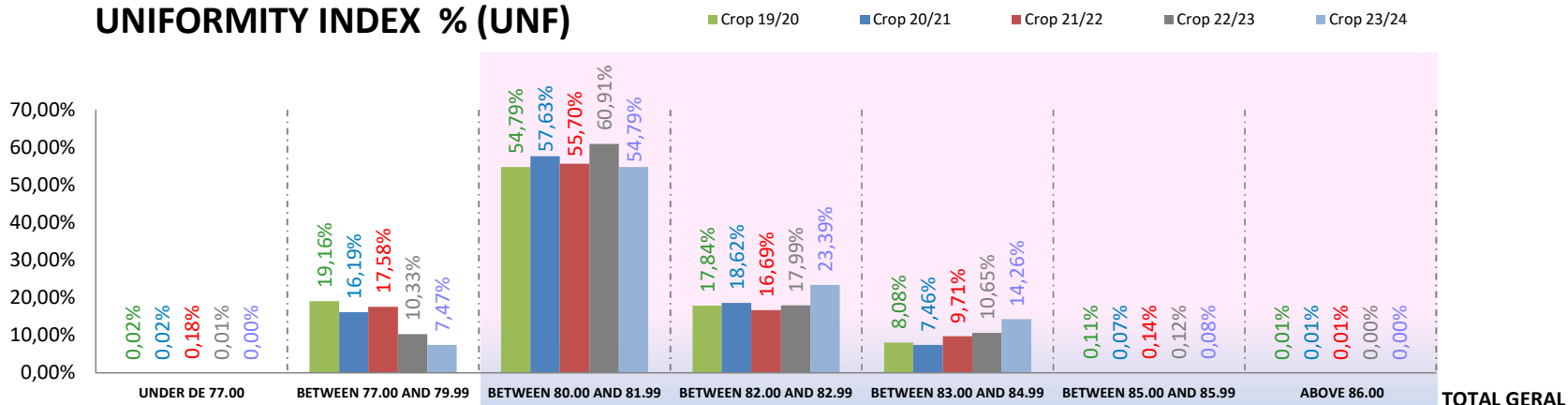
Bales	Crop 19/20	32	11.815	84.684	294.684	740.999	1.300.268	579.673	3.012.155
	Crop 20/21	776	3.821	41.197	305.711	792.482	1.168.459	429.438	2.741.884
	Crop 21/22	130	3.334	32.431	419.729	782.748	1.064.797	520.444	2.823.613
	Crop 22/23	474	1.520	18.689	395.940	868.561	1.435.762	832.438	3.553.384
	Crop 23/24	0	25	1.412	37.815	95.504	110.254	31.673	276.683

STRENGTH gf/tex (STR)



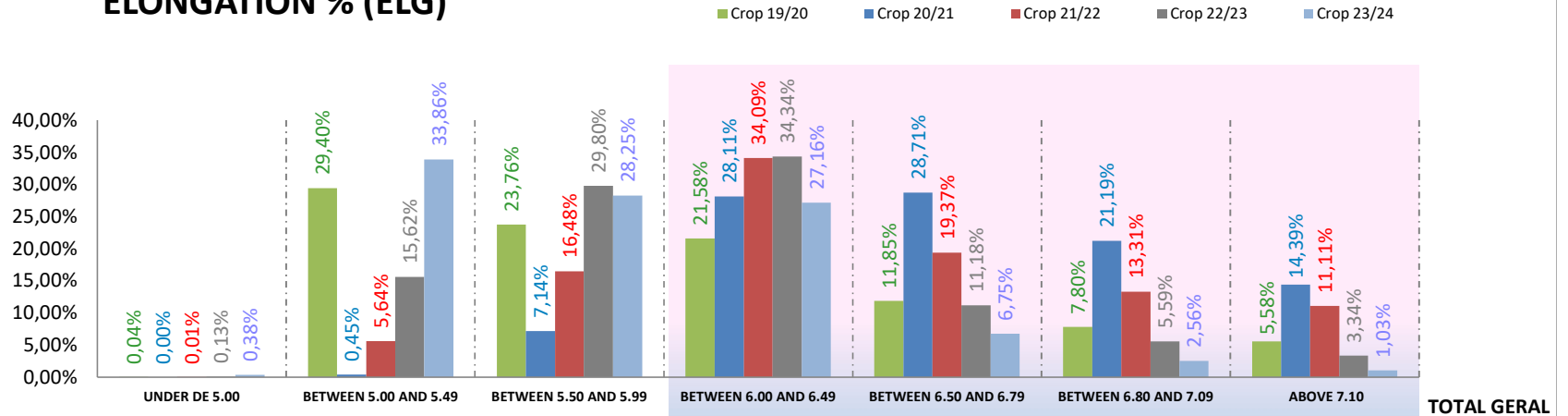
Bales	Crop 19/20	Crop 20/21	Crop 21/22	Crop 22/23	Crop 23/24	TOTAL GERAL		
	71	2.169	188.590	613.516	1.435.580	670.200	102.029	3.012.155
	41	1.147	191.314	684.718	1.243.052	538.963	82.649	2.741.884
	49	1.395	102.876	635.016	1.150.450	736.174	197.653	2.823.613
	33	764	130.363	903.399	1.604.463	760.599	153.763	3.553.384
	0	0	2.387	40.838	116.932	89.350	27.176	276.683

UNIFORMITY INDEX % (UNF)



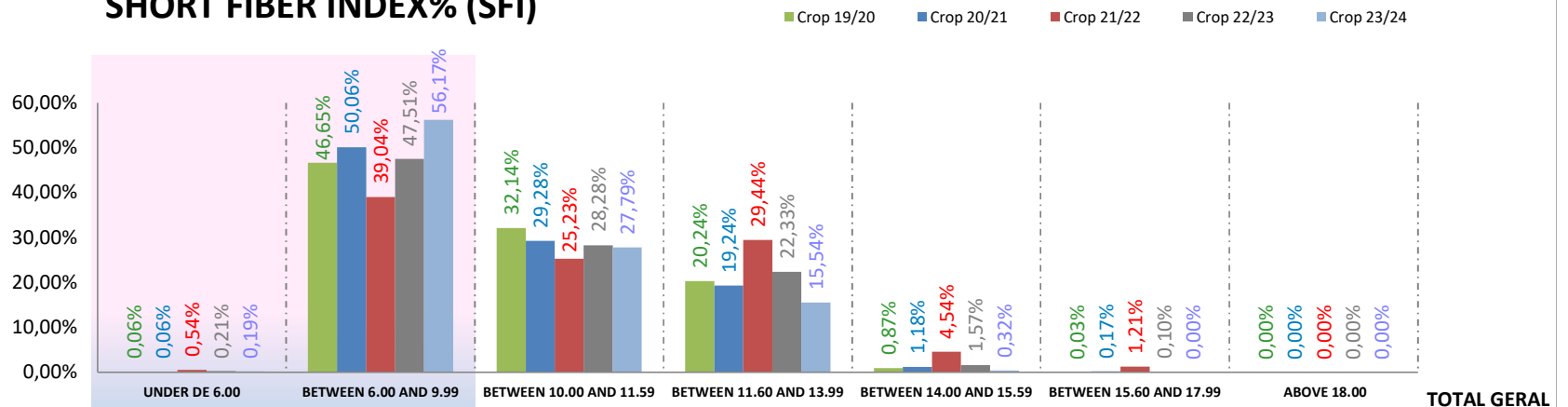
Bales	Crop 19/20	Crop 20/21	Crop 21/22	Crop 22/23	Crop 23/24	TOTAL GERAL		
	560	576.984	1.650.265	537.295	243.411	3.247	393	3.012.155
	652	443.884	1.580.275	510.430	204.497	1.910	236	2.741.884
	5.005	496.437	1.572.797	471.250	274.082	3.856	186	2.823.613
	442	366.900	2.164.298	639.137	378.325	4.204	78	3.553.384
	1	20.675	151.583	64.727	39.462	231	4	276.683

ELONGATION % (ELG)


TOTAL GERAL

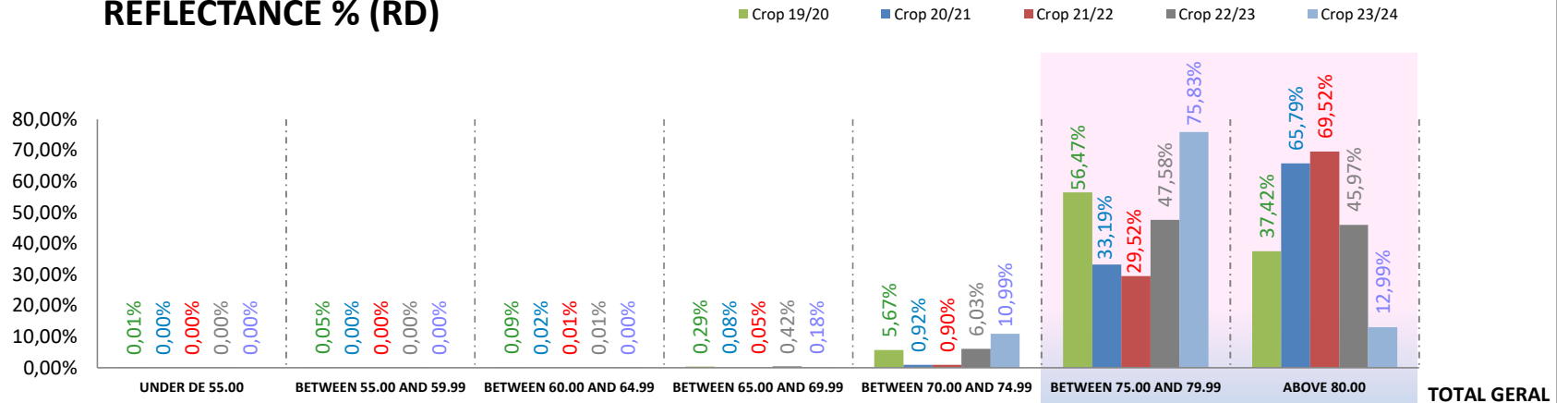
Bales	Crop 19/20	1.221	885.467	715.694	649.894	356.921	234.805	168.153	3.012.155
	Crop 20/21	0	12.385	195.896	770.810	787.135	581.060	394.598	2.741.884
	Crop 21/22	157	159.270	465.243	962.586	546.950	375.798	313.609	2.823.613
	Crop 22/23	4.740	555.014	1.058.751	1.220.079	397.289	198.741	118.770	3.553.384
	Crop 23/24	1.048	93.696	78.165	75.156	18.674	7.090	2.854	276.683

SHORT FIBER INDEX% (SFI)


TOTAL GERAL

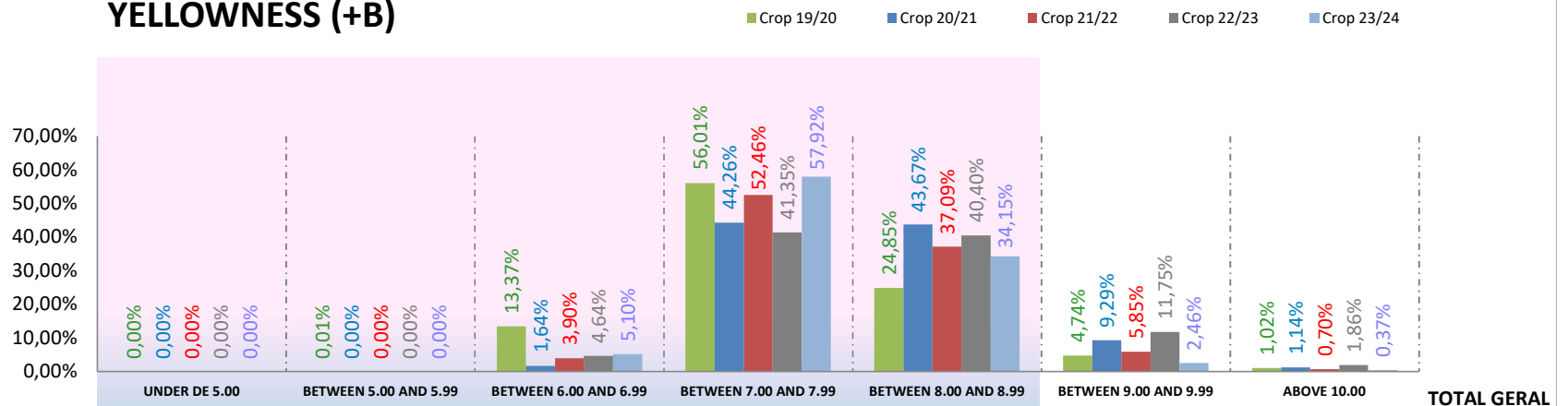
Bales	Crop 19/20	1.776	1.405.117	968.244	609.776	26.294	945	3	3.012.155
	Crop 20/21	1.747	1.372.586	802.789	527.616	32.345	4.687	114	2.741.884
	Crop 21/22	15.364	1.102.232	712.392	831.336	128.102	34.123	64	2.823.613
	Crop 22/23	7.441	1.688.139	1.004.966	793.465	55.631	3.703	39	3.553.384
	Crop 23/24	516	155.408	76.878	42.984	893	4	0	276.683

REFLECTANCE % (RD)


TOTAL GERAL

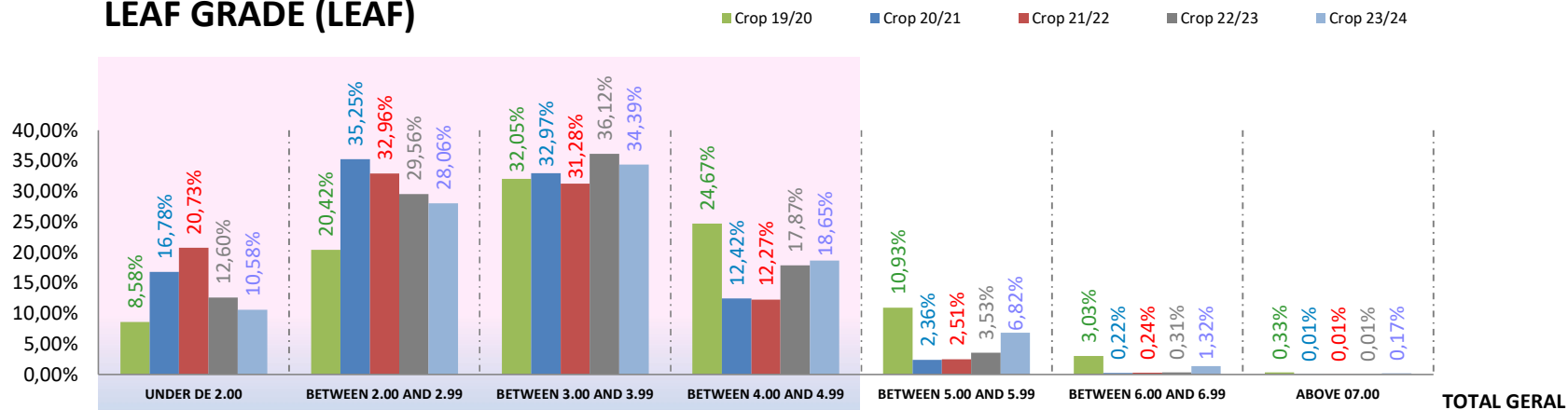
Bales	Crop 19/20	181	1.586	2.569	8.795	170.907	1.700.979	1.127.138	3.012.155
	Crop 20/21	22	38	412	2.237	25.215	910.126	1.803.834	2.741.884
	Crop 21/22	2	4	147	1.425	25.278	833.660	1.963.097	2.823.613
	Crop 22/23	18	30	375	14.883	214.101	1.690.636	1.633.341	3.553.384
	Crop 23/24	0	0	5	504	30.411	209.812	35.951	276.683

YELLOWNESS (+B)


TOTAL GERAL

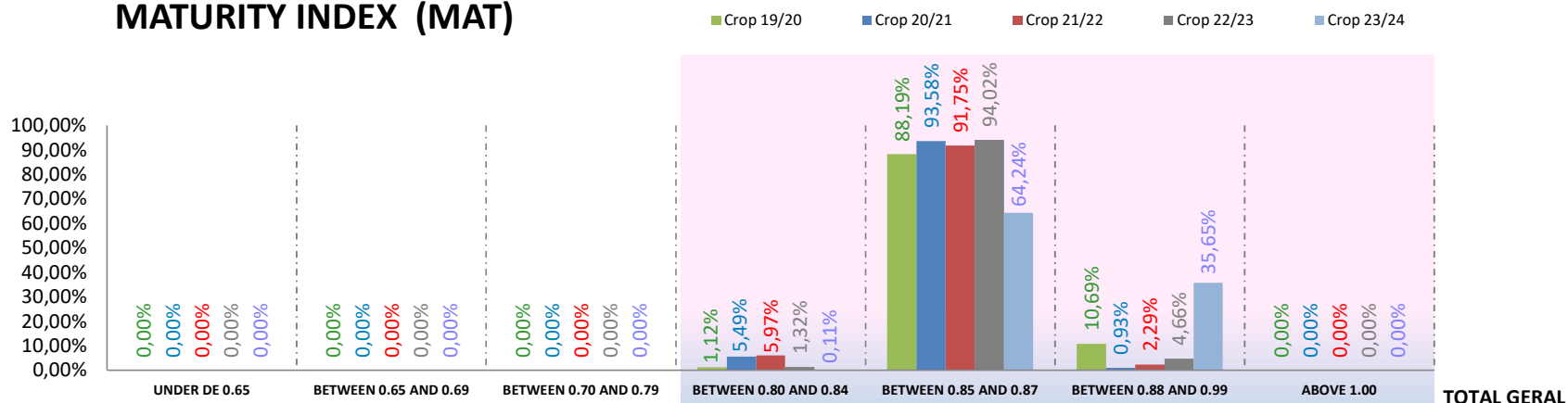
Bales	Crop 19/20	10	338	402.854	1.687.081	748.416	142.818	30.638	3.012.155
	Crop 20/21	0	16	44.902	1.213.541	1.197.330	254.844	31.251	2.741.884
	Crop 21/22	0	20	110.206	1.481.233	1.047.311	165.141	19.702	2.823.613
	Crop 22/23	1	41	164.857	1.469.190	1.435.608	417.491	66.196	3.553.384
	Crop 23/24	0	5	14.105	160.268	94.475	6.810	1.020	276.683

LEAF GRADE (LEAF)



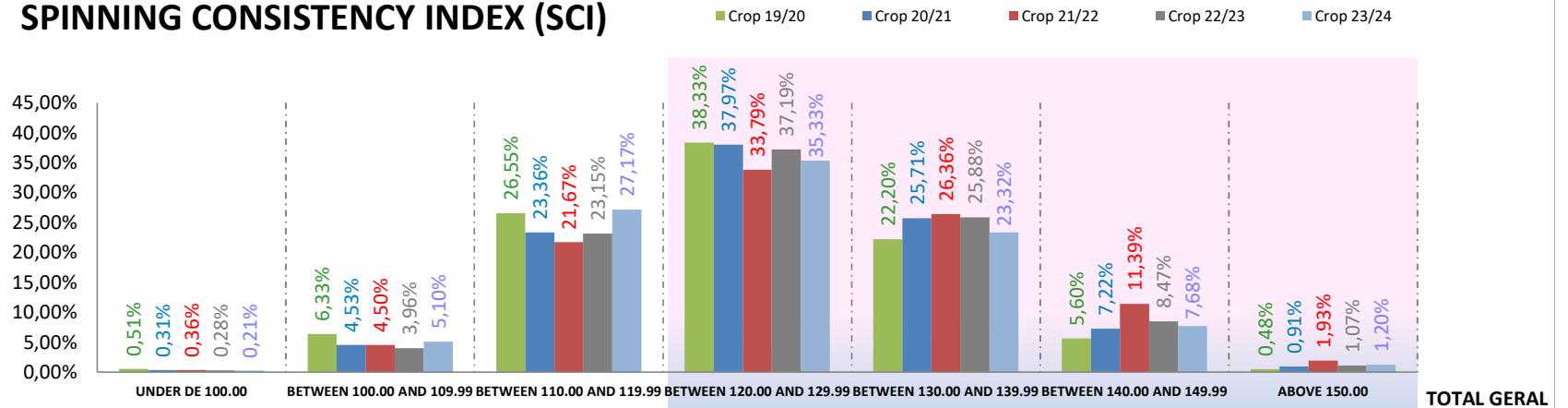
Bales	Crop 19/20	258.562	614.954	965.264	743.043	329.132	91.236	9.964	3.012.155
	Crop 20/21	460.020	966.582	903.977	340.481	64.630	6.027	167	2.741.884
	Crop 21/22	585.384	930.587	883.174	346.478	70.912	6.752	326	2.823.613
	Crop 22/23	447.781	1.050.497	1.283.492	634.877	125.476	10.879	382	3.553.384
	Crop 23/24	29.273	77.651	95.148	51.601	18.877	3.658	475	276.683

MATURITY INDEX (MAT)



Bales	Crop 19/20	0	0	18	33.784	2.656.443	321.910	0	3.012.155
	Crop 20/21	0	0	3	150.450	2.565.950	25.481	0	2.741.884
	Crop 21/22	0	0	39	168.524	2.590.529	64.521	0	2.823.613
	Crop 22/23	0	0	126	46.896	3.340.919	165.443	0	3.553.384
	Crop 23/24	0	0	1	296	177.742	98.644	0	276.683

SPINNING CONSISTENCY INDEX (SCI)


TOTAL GERAL

Bales	Crop 19/20	15.480	190.760	799.745	1.154.645	668.622	168.555	14.347	3.012.155
	Crop 20/21	8.391	124.128	640.537	1.041.091	704.829	197.851	25.055	2.741.882
	Crop 21/22	10.155	127.116	611.793	954.192	744.443	321.533	54.381	2.823.613
	Crop 22/23	9.782	140.726	822.739	1.321.635	919.597	300.992	37.913	3.553.384
	Crop 23/24	575	14.104	75.169	97.745	64.532	21.237	3.321	276.683